

BGA300 User Guide

v1.1.0

FONNCENT
2025.07.01

Content

1	Overview	3
2	Hardware Description	4
2.1	Power	4
2.2	LEDs	5
2.3	KEYs	5
2.4	Ethernet.....	5
3	Functional Description	6
3.1	Setup.....	6
3.1.1	Login	6
3.1.2	Home	7
3.1.3	Setting.....	8
3.1.4	Maintenance	10
3.1.5	User	11
3.2	Workmode.....	12
3.2.1	Standalone mode.....	12
3.2.2	Cloud mode	12
3.3	API.....	13
3.3.1	JSON string format	13
3.3.2	Raw binary format.....	13
3.4	MQTT broker.....	14
3.4.1	Requirement	14
3.4.2	Topic.....	14
3.4.3	Security	14
3.5	Log	16
3.6	Application OTA	17
3.7	Bluetooth DFU	18

1 Overview

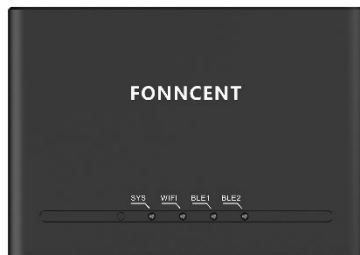
BGA300 is an indoor Bluetooth gateway with WIFI and Ethernet as backhaul.

Key features

- Compliant with Bluetooth 5.0 protocol
- WIFI: 802.11b/g/n (2.4GHz)
- Ethernet: 802.3 802.3u, 10M/100Mbps
- Powered by USB Type-C
- Keys*2 and LEDs*4 for user interaction
- Bluetooth RF front-end module (FEM) included
- Mounting kit included
- Heat dissipation design
- Two workmode (Standalone, Cloud)
- Two format API (JSON string, Raw binary)
- Self developed BLE protocol stack
- High Bluetooth performance: good interoperability and scalable capacity
- Good WiFi compatibility with various routers

BGA300 can be integrated into various IoT projects and used in many application scenarios.

2 Hardware Description



Top view



Back view

Hardware interface description:

#	Interface	Description
1	SYS	LED
2	WIFI	LED
3	BLE1	LED
4	BLE2	LED
5	RESTORE	KEY
6	RESET	KEY
7	POWER	USB Type-C
8	ETHERNET	RJ45

2.1 Power

BGA300 is powered by a USB-Type C interface (DC 5V 2A).

2.2 LEDs

LEDs definition:

LED	Status	Description
SYS	on	System initialization ok
	off	System initialization failed
WIFI	on	WIFI connected
	off	WIFI disconnected
BLE1	on	Bluetooth initialization ok
	off	Bluetooth initialization failed
	flash slowly	Bluetooth scanning state
	flash fast	Bluetooth advertising state
BLE2	on	Bluetooth connection state
	off	Bluetooth disconnection state
Ethernet yellow	on	Ethernet connected
	off	Ethernet disconnected
Ethernet green	on	Ethernet link has established
	blinking	Ethernet tx/rx events occur

2.3 KEYS

KEYs definition:

KEY	Action	Description
RESET	click	reset system
RESTORE	press for 3s	restore manufacturer configuration and reset

2.4 Ethernet

Ethernet RJ45 interface specification:

- IEEE 802.3/802.3u
- 10Mbps/100Mbps
- link status LEDs: 2*LED (yellow*1, green*1)
- multi power saving mode

3 Functional Description

3.1 Setup

BGA300 provides a WIFI hotspot and runs a web server for initial setup.

The hotspot SSID is FC-XXXXXX, where XXXXXX is the last 6 hexadecimal digits of gateway AP MAC, and the password is “12345678”.

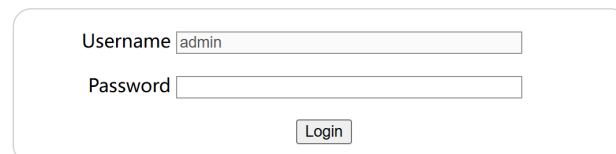
The server IP address is 192.168.4.1, and the default account is admin/000000.

BGA300 provides an ethernet interface. Alternatively, a user can access web server by ethernet. When connecting to a router with an ethernet cable, gateway will run a DHCP client and get an IP address automatically. A user can get the IP address from the router’s management page or other utility.

The web server’s pages are explained as following.

3.1.1 Login

FONNCENT



A login form with a rounded rectangular border. It contains two input fields: 'Username' with the text 'admin' inside, and 'Password' which is empty. Below the password field is a 'Login' button.

@Copyright 2024 by Fonncent. All rights reserved.

The default account is admin/000000. After logging in, a user should first update the password.

3.1.2 Home

FONNCENT

Home

Setting

Maintenance

[Logout](#)
User

#

Model	a300
MAC	a0:dd:6c:02:04:c0
MAC(Ethernet)	a0:dd:6c:02:04:c3
IP	0.0.0.0
IP(Ethernet)	192.168.3.193
Application version	1.8.45
BT version	2.7.40
BT address	a0:dd:6c:02:04:c2 (0)
BT state	standby
BT connections	0
Online time	5 days 2 hours 51 minutes

@Copyright 2024 by Fonncent. All rights reserved.

The page displays the gateway information, such as model, MAC address, IP address, application version, bluetooth version, bluetooth address, bluetooth state, online time, etc.

3.1.3 Setting

FONNCENT

[Home](#) [Setting](#) [Maintenance](#) [Logout](#)
[User](#)

Networks

Networks

Save

WIFI Remote AP

Security Mode

SSID

Password

Save

Time

NTP Server

Time Zone

Save

API

Work mode

Cloud

Format

Raw binary

Save

MQTT broker

URL

mqtt://fonnccent.com.cn

Username

a300

Password

Save

Heartbeat

Enable

On

Interval(60-600s)

Save

@Copyright 2024 by Fonnccent. All rights reserved.

The page updates the settings of the gateway.
If any setting has changed, it will not take effect until next startup.

Function	Parameters	Description
Networks	Networks	WIFI, Ethernet
WIFI remote AP	Security mode	authentication method, e.g. OPEN, WPA, WPA2 ...
	SSID	remote AP's SSID
	Password	remote AP's Password
Time	NTP server	ntp server, e.g. ntp.aliyun.com
	Time Zone	a time zone string, e.g. "GMT0", "CST6", "CST-8"...
API	Work mode	standalone mode, cloud mode
	Format	JSON string format, Raw binary format
MQTT broker	URL	mqtt://broker-ip:port mqqtts://broker-ip:port
	Username	client username used by broker
	Password	client password used by broker
Heartbeat	Enable	on, off
	Interval	interval time in seconds

3.1.4 Maintenance

FONNCENT

Home

Setting

Maintenance

[Logout](#)
User

Reset

Reset

File

Local

选择文件

未选择任何文件

Remote

mqtt_broker.pem

Upload

Log

[Download](#)

@Copyright 2024 by Fonncent. All rights reserved.

The page supports to reset the gateway, upload files (mqtt broker certificate, http server certificate), and download log file.

3.1.5 User

FONNCENT

[Home](#)[Setting](#)[Maintenance](#)[Logout](#)[User](#)

User

Username

admin

Password

New Password

New Password(2)

Save

@Copyright 2024 by Fonncent. All rights reserved.

The gateway creates a fixed default user, admin. Only password can be updated here.

3.2 Workmode

BGA300 supports two workmode: standalone mode and cloud mode. Both workmodes share a common API.

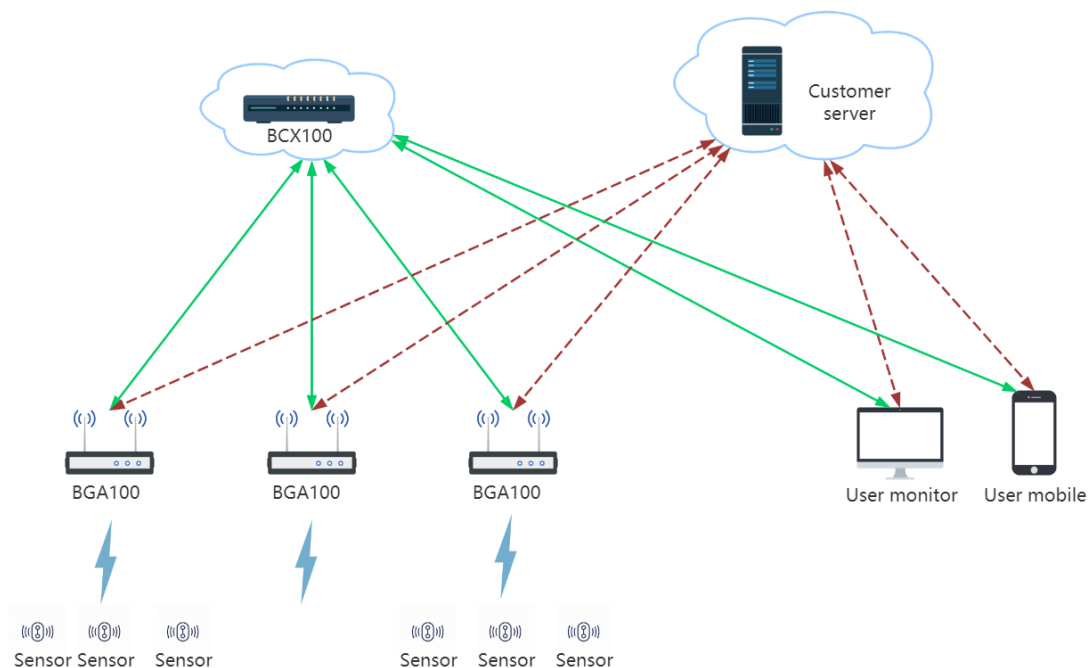
3.2.1 Standalone mode

The gateway runs a websocket server with URL, `ws://gateway-ip/chat`, where gateway-ip is the actual IP address. A user can access the server using any websocket client tool.

3.2.2 Cloud mode

The gateway runs a mqtt client connected to a remote mqtt broker. User applications interact with gateway through the remote broker. Any mqtt broker, e.g. EMQX, Mosquitto, can be used. This mode is the main usage.

A simplified application diagram is showed below:



where:

MQTT broker is deployed in BCX100, FONNCENT cloud platform, or a customer server.

Sensor represents a Bluetooth device.

User monitor, User mobile represents user applications.

3.3 API

BGA300 supports two data formats: JSON string format and raw binary format.

3.3.1 JSON string format

The format is easy to structure and process, and is used in system domain data and Bluetooth domain data.

Please refer to the API document.

3.3.2 Raw binary format

The format is very efficient, and is only used in Bluetooth domain data. For some applications where data throughput is more concerned, the format is very suitable.

Please refer to the API document.

3.4 MQTT broker

3.4.1 Requirement

Any mqtt broker can act as the bridge between gateway and user application, as long as it meets the following requirement:

#	Function	Description
1	version	support 3.1.1
2	transport over TCP	support url: mqtt://broker-ip:port
3	transport over SSL	support url: mqtts://broker-ip:port
4	security	support TLS1.2, X.509 certificate

3.4.2 Topic

Two types of channel is defined:

■ Public channel:

/home/bgw/00:00:00:00:00:00/downlink

/home/bgw/00:00:00:00:00:00/uplink

■ Private channel:

/home/bgw/xx:xx:xx:xx:xx:xx/downlink

/home/bgw/xx:xx:xx:xx:xx:xx/uplink

Description:

1. public channel is used in operation on all gateways, e.g. discovering gateways, batch operation on all gateways, etc
2. private channel is used in operation on a specific gateway, e.g. system setting, Bluetooth operation, etc. xx:xx:xx:xx:xx:xx is the gateway's STA MAC address
3. each channel includes two topics: downlink topic and uplink topic
4. channel selection is related to specific API data
5. user applications publish on downlink topic, and subscribe on uplink topic, while gateway does the opposite

3.4.3 Security

BGA300 supports two types of transport:

■ transport over TCP

URL: mqtt://broker-ip:port

■ transport over SSL

URL: mqtt://broker-ip:port

In the first case, the data are transported in plaintext and could be sniffed or intercepted. The transport should only be used in test.

In the latter case, the transport is encrypted and authenticated, that ensures the security of data and the trust of remote servers. In the transport layer, BGA300 is designed as unidirectional authentication, that is only the broker's certificate is authenticated by gateway.

BGA300 doesn't store CA root certificates, so a user should import the broker's X509 certificate to gateway manually. There are two options to do:

- by local web server

A user can upload certificate through the maintenance page of web server, please refer to chapter 3.1.4.

- by BCX100

A more convenient way is through FONNCENT cloud platform, BCX100. please refer to BCX100 user guide.

[Note]

1. Only PEM format certificate is supported.
2. MQTT broker's certificate name is fixed to mqtt_broker.pem

In the application layer, the server can choose to authenticate a gateway by the gateway's username/password.

Please refer to chapter 3.1.3.

please refer to BCX100 user guide.

3.5 Log

There are two ways to export gateway's application log.

- by local web server

A user can download the log file through the maintenance page of web server.

Please refer to chapter 3.1.4.

- by BCX100

Through FONNCENT cloud platform, BCX100, a user can view、manage and download a gateway log.

Please refer to BCX100 user guide.

[Note]:

The log file is fixed to app.log

3.6 Application OTA

Application OTA (Over The Air) is done by FONNCENT cloud platform, BCX100.
Please refer to BCX100 user guide.

3.7 Bluetooth DFU

Bluetooth DFU(Device Firmware Update) is done by FONNCENT cloud platform, BCX100. Please refer to BCX100 user guide.